



CLASS

College of Liberal Arts & Social Sciences



CLASS

Exit Survey Spring 2005

Report Prepared by
Measurement and Evaluation Center
Learning and Assessment Services

Submitted: August 2, 2005



UNIVERSITY OF HOUSTON
Learning. Leading.

TABLE OF CONTENTS

Table 1. Department of Major	2
Table 2. Descriptive analysis of Items 1-7	2
Table 3. Dichotomous agreement variable on Items 1-7	3
Figure 1. Graphical representation of agreement on Items 1-7.....	4
Table 4. Dichotomous agreement variable on Items 1-7 by Major	5
Table 5-6. Frequency analysis of Items 8-9.....	8
Figure 2. Graphical representation of Item 8	8
Figure 3. Graphical representation of Item 9	8
Table 7. Descriptive analysis of Items 10-17	9
Table 8. Descriptive analysis of Items 10-17 by Major.....	10
Figure 4. Graphical representation of agreement on Items 10-17.....	13

DESCRIPTIVE ANALYSIS

Table 1. Department of Major, number and percent

Department of Major	N	%
Anthropology	7	1.5
Art	35	7.5
Communications	72	15.4
Communication Disorders	33	7.0
Economics	29	6.2
English	41	8.7
History	33	7.0
Modern & Classical Languages	16	3.4
Music	31	6.6
Philosophy	0	0
Political Science	42	9.0
Psychology	94	20.0
Sociology	20	4.3
Theatre	16	3.4
Total	469	100.0

Table 2. Percent and mean agreement for items 1 through 7.

Item	Strongly Disagree		Disagree		Agree		Strongly Agree		Total		
	N	%	N	%	N	%	N	%	N	Mean*	SD
I had access to an advisor when I needed one.	5	1.1	11	2.4	187	40.6	258	56.0	461	3.51	0.6
The advisors in my major were effective in guiding me through my academic requirements.	18	3.9	30	6.6	194	42.5	215	47.0	457	3.33	0.77
The advisor(s) I consulted with was knowledgeable about graduation requirements.	5	1.1	25	5.6	187	41.8	230	51.5	447	3.44	0.65
I am satisfied with the courses I took in my major.	6	1.3	17	3.7	189	41.6	242	53.3	454	3.47	0.64
I am satisfied with the courses I took in CLASS.	4	0.9	15	3.4	200	45.2	223	50.5	442	3.45	0.61
I feel prepared to work in the field of my major.	7	1.6	28	6.3	181	40.9	227	51.2	443	3.42	0.68
I believe I made the right decision in choosing my major.	8	1.8 %	23	5.1	152	34.0	264	59.1	447	3.50	0.68

*Note. Scale from 1 (Strongly Disagree) to 4 (Strongly Agree)

Table 3. Combined agreement/disagreement for items 1 through 7, sorted by percent agreement.

Item	Disagree		Agree		N	Total	
	N	%	N	%		Mean*	SD
I had access to an advisor when I needed one.	16	3.5%	445	96.6%	461	3.51	0.6
I am satisfied with the courses I took in CLASS.	19	4.3%	423	95.7%	442	3.45	0.61
I am satisfied with the courses I took in my major.	23	5.0%	431	94.9%	454	3.47	0.64
The advisor(s) I consulted with was knowledgeable about graduation requirements.	30	6.7%	417	93.3%	447	3.44	0.65
I believe I made the right decision in choosing my major.	31	6.9%	416	93.1%	447	3.50	0.68
I feel prepared to work in the field of my major.	35	7.9%	408	92.1%	443	3.42	0.68
The advisors in my major were effective in guiding me through my academic requirements.	48	10.5%	409	89.5%	457	3.33	0.77

*Note. Scale from 1 (Strongly Disagree) to 4 (Strongly Agree)

Figure 1. Percent Agreement for Items 1 to 7

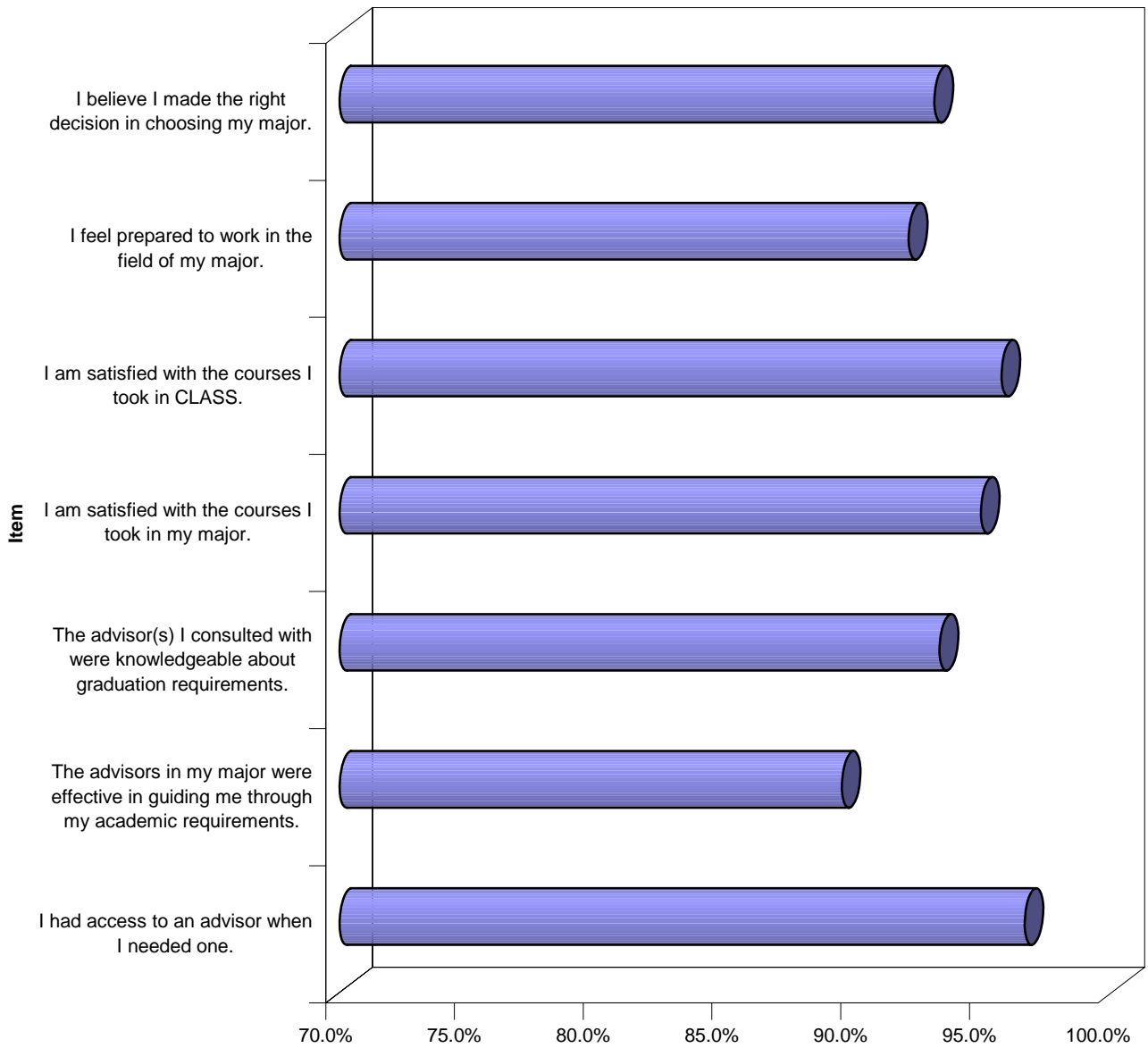


Table 4. Combined agreement/disagreement for items 1 through 7 by Major.

Major	Item	Disagree		Agree		Total		
		N	%	N	%	Mean	SD	N
ANTH	Item 1	1	14.3	6	85.7	3.43	0.79	7
	Item 2	1	14.3	6	85.7	3.43	1.13	7
	Item 3	0	0.0	7	100.0	3.86	0.38	7
	Item 4	2	28.6	5	71.4	3.14	1.21	7
	Item 5	2	28.6	5	71.4	3.43	0.98	7
	Item 6	2	28.6	5	71.4	3.14	1.21	7
	Item 7	1	14.3	6	85.7	3.43	1.13	7
ART	Item 1	2	5.7	33	94.3	3.43	0.70	35
	Item 2	3	8.6	32	91.4	3.34	0.73	35
	Item 3	4	11.8	30	88.2	3.32	0.77	35
	Item 4	0	0.0	35	100.0	3.60	0.50	35
	Item 5	0	0.0	34	100.0	3.53	0.51	35
	Item 6	1	2.9	34	97.1	3.63	0.55	35
	Item 7	1	2.9	33	97.1	3.68	0.53	35
COMM	Item 1	4	5.6	68	94.4	3.42	0.73	72
	Item 2	13	18.3	58	81.7	3.14	0.95	72
	Item 3	9	13.2	59	86.8	3.25	0.80	72
	Item 4	6	8.5	65	91.5	3.34	0.72	72
	Item 5	5	7.4	63	92.6	3.35	0.71	72
	Item 6	5	7.4	63	92.6	3.40	0.72	72
	Item 7	5	7.5	62	92.5	3.43	0.63	72
COMD	Item 1	0	0.0	31	100.0	3.71	0.46	33
	Item 2	1	3.3	29	96.7	3.57	0.57	33
	Item 3	0	0.0	30	100.0	3.60	0.50	33
	Item 4	1	3.2	30	96.8	3.58	0.56	33
	Item 5	0	0.0	31	100.0	3.55	0.51	33
	Item 6	2	6.5	29	93.5	3.42	0.62	33
	Item 7	1	3.2	30	96.8	3.65	0.66	33
ECON	Item 1	0	0.0	29	100.0	3.59	0.50	29
	Item 2	2	6.9	27	93.1	3.55	0.63	29
	Item 3	3	10.7	25	89.3	3.54	0.69	29
	Item 4	1	3.6	27	96.4	3.43	0.57	29
	Item 5	2	8.0	23	92.0	3.24	0.60	29
	Item 6	2	7.7	24	92.3	3.50	0.65	29
	Item 7	3	10.7	25	89.3	3.43	0.79	29
ENGL	Item 1	2	5.3	36	94.7	3.32	0.57	41
	Item 2	5	13.2	33	86.8	3.16	0.64	41
	Item 3	2	5.1	37	94.9	3.33	0.58	41
	Item 4	1	2.6	38	97.4	3.49	0.64	41
	Item 5	1	2.6	37	97.4	3.47	0.56	41
	Item 6	0	0.0	40	100.0	3.53	0.51	41
	Item 7	0	0.0	40	100.0	3.65	0.48	41

(continued on next page)

Table 4 (cont'd). Combined agreement/disagreement for items 1 through 7 by Major.

Major	Item	Disagree		Agree		Total		
		N	%	N	%	Mean	SD	N
HIST	Item 1	2	6.3	30	93.8	3.47	0.72	33
	Item 2	3	9.1	30	90.9	3.18	0.85	33
	Item 3	1	3.1	31	96.9	3.41	0.67	33
	Item 4	1	3.1	31	96.9	3.59	0.56	33
	Item 5	1	3.1	31	96.9	3.63	0.55	33
	Item 6	0	0.0	30	100.0	3.63	0.49	33
	Item 7	1	3.1	31	96.9	3.69	0.54	33
MCL	Item 1	0	0.0	16	100.0	3.69	0.48	16
	Item 2	1	6.3	15	93.8	3.63	0.62	16
	Item 3	0	0.0	16	100.0	3.75	0.45	16
	Item 4	1	6.3	15	93.8	3.63	0.62	16
	Item 5	1	6.3	15	93.8	3.63	0.62	16
	Item 6	2	12.5	14	87.5	3.50	0.73	16
	Item 7	0	0.0	16	100.0	3.56	0.51	16
MUSI	Item 1	2	6.9	27	93.1	3.48	0.63	31
	Item 2	4	14.3	24	85.7	3.29	0.90	31
	Item 3	2	7.1	26	92.9	3.50	0.64	31
	Item 4	1	3.6	27	96.4	3.39	0.69	31
	Item 5	2	8.0	23	92.0	3.28	0.74	31
	Item 6	3	10.7	25	89.3	3.43	0.79	31
	Item 7	3	10.7	25	89.3	3.50	0.88	31
POLS	Item 1	1	2.4	41	97.6	3.64	0.53	42
	Item 2	4	9.8	37	90.2	3.37	0.73	42
	Item 3	1	2.4	40	97.6	3.56	0.55	42
	Item 4	2	4.8	40	95.2	3.52	0.59	42
	Item 5	2	4.8	40	95.2	3.40	0.59	42
	Item 6	4	9.5	38	90.5	3.40	0.66	42
	Item 7	3	7.1	39	92.9	3.50	0.71	42
PSYC	Item 1	1	1.1	93	98.9	3.50	0.52	94
	Item 2	8	8.5	86	91.5	3.33	0.72	94
	Item 3	5	5.7	83	94.3	3.41	0.60	94
	Item 4	5	5.6	85	94.4	3.42	0.60	94
	Item 5	1	1.1	88	98.9	3.49	0.52	94
	Item 6	12	14.1	73	85.9	3.19	0.76	94
	Item 7	9	10.3	78	89.7	3.38	0.70	94
SOC	Item 1	0	0.0	20	100.0	3.85	0.37	20
	Item 2	1	5.0	19	95.0	3.60	0.60	20
	Item 3	0	0.0	20	100.0	3.70	0.47	20
	Item 4	1	5.0	19	95.0	3.55	0.76	20
	Item 5	1	5.0	19	95.0	3.55	0.76	20
	Item 6	1	5.0	19	95.0	3.40	0.60	20
	Item 7	3	15.0	17	85.0	3.35	0.88	20

(continued on next page)

Table 4 (cont'd). Combined agreement/disagreement for items 1 through 7 by Major.

Major	Item	Disagree		Agree		Total		
		N	%	N	%	Mean	SD	N
THEA	Item 1	1	6.3	15	93.8	3.44	0.63	16
	Item 2	2	13.3	13	86.7	3.20	0.68	16
	Item 3	3	18.8	13	81.3	3.19	0.75	16
	Item 4	1	6.7	14	93.3	3.47	0.64	16
	Item 5	1	6.7	14	93.3	3.33	0.62	16
	Item 6	1	6.7	14	93.3	3.53	0.64	16
	Item 7	1	6.7	14	93.3	3.40	0.63	16

Item Key for Table 4

Item 1	I had access to an advisor when I needed one.
Item 2	The advisors in my major were effective in guiding me through my academic requirements.
Item 3	The advisor(s) I consulted with was knowledgeable about graduation requirements.
Item 4	I am satisfied with the courses I took in my major.
Item 5	I am satisfied with the courses I took in CLASS.
Item 6	I feel prepared to work in the field of my major.
Item 7	I believe I made the right decision in choosing my major.

Table 5. Frequency analysis for items 8 and 9.

Item	Strongly Agree		Agree		Disagree		Strongly Disagree		Did Not Use		Total
	N	%	N	%	N	%	N	%	N	%	N
The Writing Center helped me improve my writing skills.	26	5.9	65	14.8	29	6.6	4	0.9	315	71.8	439
The Language Acquisition Center helped me improve my foreign language skills	41	9.4	88	20.3	21	4.8	7	1.6	277	63.8	434

Table 6. Frequency analysis for items 8 and 9 (of those that indicated use).

Item	Disagree		Agree		Total
	N	%	N	%	N
The Writing Center helped me improve my writing skills.	33	26.6	91	73.4	124
The Language Acquisition Center helped me improve my foreign language skills	28	17.8	129	82.2	157

See Figures 2 and 3 on next page.

Figure 2. The Writing Center helped me improve my writing skills.

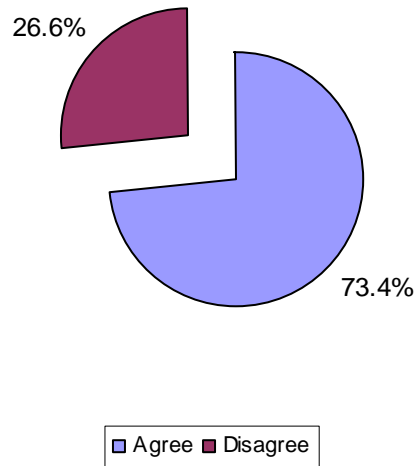


Figure 3. The Language Acquisition Center helped me improve my foreign language skills.

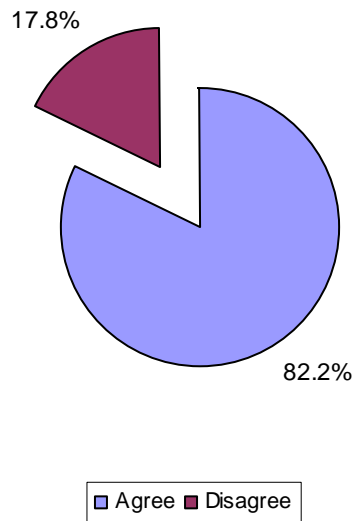


Table 7. Survey items 10 through 17, frequency and percent.

	YES		NO	
	N	%	N	%
I have been accepted to graduate/professional school and will enroll next year.	69	17.3	329	82.7
I have been accepted to graduate/professional school.	49	15.5	267	84.5
I will enroll in graduate/professional school next year.	100	29.2	243	70.8
I plan to attend graduate/professional school in the future.	253	72.1	98	27.9
I have been accepted/am employed in a position related to my major discipline.	110	30.9	246	69.1
I have been/plan to be certified to teach in my discipline.	114	33.4	227	66.6
I have been certified to teach in my discipline.	22	6.6	311	93.4
I have been accepted to graduate/professional school and will enroll next year.	69	17.3	329	82.7

Table 8. Survey items 10 through 17 by Major, frequency and percent.

Major		YES		NO	
		N	%	N	%
ANTH	Item 10	3	42.9	4	57.1
	Item 11	2	40.0	3	60.0
	Item 12	2	33.3	4	66.7
	Item 13	5	100.0	0	0.0
	Item 14	1	16.7	5	83.3
	Item 15	1	16.7	5	83.3
	Item 16	0	0.0	6	100.0
ART	Item 17	1	16.7	5	83.3
	Item 10	2	7.1	26	92.9
	Item 11	1	4.3	22	95.7
	Item 12	5	20.0	20	80.0
	Item 13	15	57.7	11	42.3
	Item 14	10	38.5	16	61.5
	Item 15	4	18.2	18	81.8
COMM	Item 16	2	9.1	20	90.9
	Item 17	4	19.0	17	81.0
	Item 10	7	11.5	54	88.5
	Item 11	5	11.4	39	88.6
	Item 12	12	23.1	40	76.9
	Item 13	36	63.2	21	36.8
	Item 14	21	36.2	37	63.8
COMD	Item 15	5	9.8	46	90.2
	Item 16	0	0.0	53	100.0
	Item 17	7	13.7	44	86.3
	Item 10	12	42.9	16	57.1
	Item 11	9	40.9	13	59.1
	Item 12	8	38.1	13	61.9
	Item 13	15	78.9	4	21.1
ECON	Item 14	5	23.8	16	76.2
	Item 15	6	31.6	13	68.4
	Item 16	0	0.0	18	100.0
	Item 17	6	35.3	11	64.7
	Item 10	4	16.0	21	84.0
	Item 11	1	4.8	20	95.2
	Item 12	4	19.0	17	81.0
ENGL	Item 13	18	85.7	3	14.3
	Item 14	8	38.1	13	61.9
	Item 15	3	15.8	16	84.2
	Item 16	0	0.0	17	100.0
	Item 17	1	6.3	15	93.8
	Item 10	4	12.1	29	87.9
	Item 11	3	11.5	23	88.5
	Item 12	8	29.6	19	70.4
	Item 13	22	71.0	9	29.0
	Item 14	11	36.7	19	63.3
	Item 15	20	66.7	10	33.3
	Item 16	5	17.9	23	82.1
	Item 17	19	67.9	9	32.1

Table 8 (cont'd). Survey items 10 through 17 by Major, frequency and percent.

Major		YES		NO	
		N	%	N	%
HIST	Item 10	4	12.9	27	87.1
	Item 11	2	7.7	24	92.3
	Item 12	6	24.0	19	76.0
	Item 13	17	68.0	8	32.0
	Item 14	6	24.0	19	76.0
	Item 15	16	61.5	10	38.5
	Item 16	3	11.5	23	88.5
MCL	Item 17	15	60.0	10	40.0
	Item 10	2	13.3	13	86.7
	Item 11	2	22.2	7	77.8
	Item 12	2	15.4	11	84.6
	Item 13	11	91.7	1	8.3
	Item 14	3	23.1	10	76.9
	Item 15	8	61.5	5	38.5
MUSI	Item 16	2	16.7	10	83.3
	Item 17	11	91.7	1	8.3
	Item 10	3	11.5	23	88.5
	Item 11	3	12.5	21	87.5
	Item 12	5	20.8	19	79.2
	Item 13	14	60.9	9	39.1
	Item 14	9	37.5	15	62.5
POLS	Item 15	17	68.0	8	32.0
	Item 16	7	28.0	18	72.0
	Item 17	17	68.0	8	32.0
	Item 10	9	23.7	29	76.3
	Item 11	6	20.7	23	79.3
	Item 12	12	38.7	19	61.3
	Item 13	26	78.8	7	21.2
PSYC	Item 14	8	22.9	27	77.1
	Item 15	8	24.2	25	75.8
	Item 16	0	0.0	31	100.0
	Item 17	7	21.9	25	78.1
	Item 10	16	20.5	62	79.5
	Item 11	11	18.6	48	81.4
	Item 12	29	42.0	40	58.0
SOC	Item 13	58	81.7	13	18.3
	Item 14	17	25.0	51	75.0
	Item 15	18	24.7	55	75.3
	Item 16	3	4.2	69	95.8
	Item 17	17	23.9	54	76.1
	Item 10	2	15.4	11	84.6
	Item 11	2	14.3	12	85.7
	Item 12	6	37.5	10	62.5
	Item 13	9	60.0	6	40.0
	Item 14	4	25.0	12	75.0
	Item 15	3	25.0	9	75.0
	Item 16	0	0.0	12	100.0
	Item 17	2	16.7	10	83.3

(continued on next page)

Table 8 (cont'd). Survey items 10 through 17 by Major, frequency and percent.

Major		YES		NO	
		N	%	N	%
THEA	Item 10	1	6.7	14	93.3
	Item 11	2	14.3	12	85.7
	Item 12	1	7.7	12	92.3
	Item 13	7	53.8	6	46.2
	Item 14	7	53.8	6	46.2
	Item 15	5	41.7	7	58.3
	Item 16	0	0.0	11	100.0
	Item 17	6	54.5	5	45.5

<i>Item Key for Table 8</i>	
Item 10	I have been accepted to graduate/professional school and will enroll next year.
Item 11	I have been accepted to graduate/professional school.
Item 12	I will enroll in graduate/professional school next year.
Item 13	I plan to attend graduate/professional school in the future.
Item 14	I have been accepted/am employed in a position related to my major discipline.
Item 15	I have been/plan to be certified to teach in my discipline.
Item 16	I have been certified to teach in my discipline.
Item 17	I plan to be certified to teach in my discipline.

Figure 4. Percent Yes/No for Items 10-17

